




Communication within our building is timely, clear, and relevant.				
			Response Percent	Response Count
Consistently true			38.8%	19
Usually true			55.1%	27
Sometimes true			6.1%	3
Rarely true			0.0%	0
			answered question	49
			skipped question	0

How could communication be improved within Prairieland?		
		Response Count
		13
		answered question
		13
		skipped question
		36

In what ways could the school website be improved as a communication tool?		
		Response Count
		15
		answered question
		15
		skipped question
		34

The staff at Prairieland embraces student diversity in a positive and productive manner in the following areas:					
	Agree	Disagree	Unsure	Rating Average	Response Count
Academic diversity	95.7% (44)	2.2% (1)	2.2% (1)	1.07	46
answered question					46
skipped question					3

	Agree	Disagree	Unsure	Rating Average	Response Count
Religious diversity	84.8% (39)	2.2% (1)	13.0% (6)	1.28	46
	<i>answered question</i>				46
	<i>skipped question</i>				3

	Agree	Disagree	Unsure	Rating Average	Response Count
Cultural diversity	97.8% (45)	2.2% (1)	0.0% (0)	1.02	46
	<i>answered question</i>				46
	<i>skipped question</i>				3

	Agree	Disagree	Unsure	Rating Average	Response Count
Socio-economic diversity	84.8% (39)	8.7% (4)	6.5% (3)	1.22	46
	<i>answered question</i>				46
	<i>skipped question</i>				3

	Agree	Disagree	Unsure	Rating Average	Response Count
Racial diversity	93.5% (43)	0.0% (0)	6.5% (3)	1.13	46
	<i>answered question</i>				46
	<i>skipped question</i>				3

Comments/Suggestions				
				Response Count
				9
<i>answered question</i>				9
<i>skipped question</i>				40

At PrairieLand I feel...					
	Agree	Disagree	Unsure	Rating Average	Response Count
the school facility is safe.	93.5% (43)	2.2% (1)	4.3% (2)	1.11	46
	<i>answered question</i>				46
	<i>skipped question</i>				3

	Strongly Agree	Agree	Disagree	Unsure	N/A	Rating Average	Response Count
students feels safe at school.	78.3% (36)	19.6% (9)	0.0% (0)	0.0% (0)	2.2% (1)	1.20	46
	<i>answered question</i>						46
	<i>skipped question</i>						3

	Agree	Disagree	Unsure	Rating Average	Response Count
the school building/grounds are clean and well maintained.	84.8% (39)	8.7% (4)	6.5% (3)	1.22	46
	<i>answered question</i>				46
	<i>skipped question</i>				3

Comments/Suggestions		Response Count
		12
<i>answered question</i>		12
<i>skipped question</i>		37

I think students generally feel included and welcomed in the following areas:					
	Agree	Disagree	Unsure	Rating Average	Response Count
Classroom	95.7% (44)	2.2% (1)	2.2% (1)	1.07	46
	<i>answered question</i>				46
	<i>skipped question</i>				3

	Agree	Disagree	Unsure	Rating Average	Response Count
Lunchroom	80.4% (37)	2.2% (1)	17.4% (8)	1.37	46
	<i>answered question</i>				46
	<i>skipped question</i>				3

	Agree	Disagree	Unsure	Rating Average	Response Count
Playground	78.3% (36)	2.2% (1)	19.6% (9)	1.41	46
	<i>answered question</i>				46
	<i>skipped question</i>				3

	Agree	Disagree	Unsure	Rating Average	Response Count
Bus	48.9% (22)	0.0% (0)	51.1% (23)	2.02	45
	<i>answered question</i>				45
	<i>skipped question</i>				4

	Agree	Disagree	Unsure	Rating Average	Response Count
Before/After School Program	50.0% (23)	2.2% (1)	47.8% (22)	1.98	46
	<i>answered question</i>				46
	<i>skipped question</i>				3

	Agree	Disagree	Unsure	Rating Average	Response Count
School sponsored clubs/activities	84.4% (38)	0.0% (0)	15.6% (7)	1.31	45
	<i>answered question</i>				45
	<i>skipped question</i>				4

Comments/Suggestions related to the "inclusiveness" of PrairieLand:		
		Response Count
		11
	<i>answered question</i>	11
	<i>skipped question</i>	38

In what areas would you like to see additional professional development?		
		Response Count
		22
	<i>answered question</i>	22
	<i>skipped question</i>	27

What role would you like the principal to play in order to help you and our students to be successful?		
		Response Count
		21
	<i>answered question</i>	21
	<i>skipped question</i>	28