












<b>Check the grade you are in:</b>			<b>Response Percent</b>	<b>Response Count</b>
K			23.8%	60
1			42.5%	107
2			33.7%	85
			<b>answered question</b>	<b>252</b>
			<b>skipped question</b>	<b>1</b>




<b>Where do you use the internet?</b>			<b>Response Percent</b>	<b>Response Count</b>
Home			64.1%	161
<b>School</b>			<b>69.3%</b>	174
Library			14.3%	36
Other			10.8%	27
None			8.4%	21
			<b>answered question</b>	<b>251</b>
			<b>skipped question</b>	<b>2</b>




<b>How many times have you visited the PrairieLand Website this school year?</b>			<b>Response Percent</b>	<b>Response Count</b>
<b>0-4 times</b>			<b>86.5%</b>	217
5-10 times			9.6%	24
More than 10 times			4.0%	10
			<b>answered question</b>	<b>251</b>
			<b>skipped question</b>	<b>2</b>

How often do you talk with your parents about school?			Response Percent	Response Count
Every day			65.7%	165
A couple times each week			23.1%	58
Not often			8.0%	20
Never			3.2%	8
			<b>answered question</b>	<b>251</b>
			<b>skipped question</b>	<b>2</b>

How often do you show your homework to your parents?			Response Percent	Response Count
Every day			81.7%	205
Every other day			9.6%	24
Weekends			6.0%	15
Never			2.8%	7
			<b>answered question</b>	<b>251</b>
			<b>skipped question</b>	<b>2</b>

Do you have a set time and place to do your homework?			Response Percent	Response Count
Yes			59.8%	150
No			40.2%	101
			<b>answered question</b>	<b>251</b>
			<b>skipped question</b>	<b>2</b>

<b>At Prairieland I feel safe in the school building.</b>				
			<b>Response Percent</b>	<b>Response Count</b>
<b>Agree</b>			<b>82.1%</b>	206
Disagree			2.0%	5
Not sure			15.9%	40
			<b>answered question</b>	<b>251</b>
			<b>skipped question</b>	<b>2</b>

<b>At Prairieland I think the building is clean and well maintained.</b>				
			<b>Response Percent</b>	<b>Response Count</b>
<b>Agree</b>			<b>68.9%</b>	173
Disagree			6.8%	17
Not sure			24.3%	61
			<b>answered question</b>	<b>251</b>
			<b>skipped question</b>	<b>2</b>

<b>I feel included and welcomed in the following areas:</b>				
	<b>Agree</b>	<b>Disagree</b>	<b>Rating Average</b>	<b>Response Count</b>
Classroom	<b>92.4% (232)</b>	7.6% (19)	1.08	251
			<b>answered question</b>	<b>251</b>
			<b>skipped question</b>	<b>2</b>

	<b>Agree</b>	<b>Disagree</b>	<b>Rating Average</b>	<b>Response Count</b>
Lunchroom	<b>89.6% (225)</b>	10.4% (26)	1.10	251
			<b>answered question</b>	<b>251</b>
			<b>skipped question</b>	<b>2</b>

	Agree	Disagree	Rating Average	Response Count
Playground	<b>92.4% (232)</b>	7.6% (19)	1.08	251
	<i>answered question</i>			<b>251</b>
	<i>skipped question</i>			<b>2</b>

	Agree	Disagree	I don't ride the bus	Rating Average	Response Count
Bus	25.5% (64)	5.6% (14)	<b>68.9% (173)</b>	2.43	251
	<i>answered question</i>			<b>251</b>	
	<i>skipped question</i>			<b>2</b>	

	Agree	Disagree	I don't go to the after school program	Rating Average	Response Count
Before/After School Program	17.1% (43)	6.4% (16)	<b>76.5% (192)</b>	2.59	251
	<i>answered question</i>			<b>251</b>	
	<i>skipped question</i>			<b>2</b>	

	Agree	Disagree	I haven't done any activities	Rating Average	Response Count
School sponsored clubs/activities	<b>58.2% (146)</b>	2.8% (7)	39.0% (98)	1.81	251
	<i>answered question</i>			<b>251</b>	
	<i>skipped question</i>			<b>2</b>	